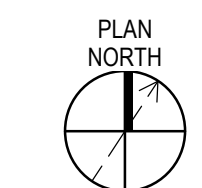
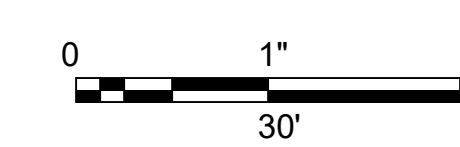




KINDERGARTEN PLAY AREA	
CURRENT	±9,000 SF
PLAN WITH CULVERT	±12,600 SF
REVISED PLAN	±11,600 SF
HARDSCAPE PLAY AREA	
CURRENT	±24,000 SF
PLAN WITH CULVERT	±26,000 SF
REVISED PLAN	±29,400 SF
FIELD AREA	
CURRENT	±112,600 SF
PLAN WITH CULVERT	±108,700 SF
REVISED PLAN	±108,700 SF
CAR STACKING	
CURRENT	±42
PLAN WITH CULVERT	±48
REVISED PLAN	±49
PARKING SPACES	
CURRENT	45
PLAN WITH CULVERT	±74
REVISED PLAN	±58

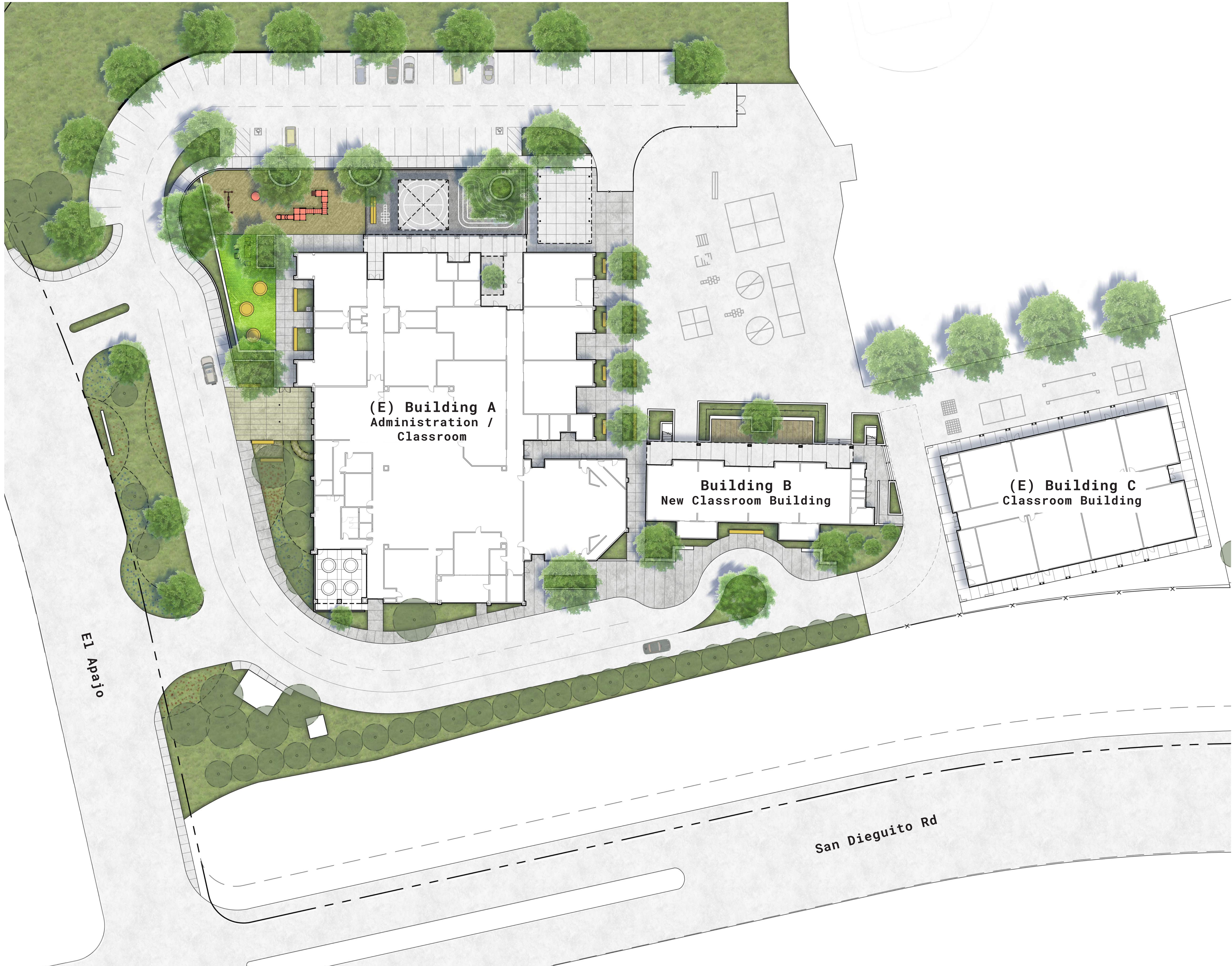
CONCEPTUAL SITE PLAN

SOLANA SANTA FE JUNE 10, 2020



LIONAKIS

IF THIS SHEET IS NOT 30"x42", IT IS A REDUCED PRINT - SCALE ACCORDINGLY



LIONAKIS

4000 MacArthur Blvd., Suite 101
Newport Beach, CA 92660
P 949.955.1919 F 949.955.9175
www.lionakis.com

CONSULTANT

GROUNDLEVEL LANDSCAPE ARCHITECTURE

2605 State Street, Suite B
San Diego, CA 92103
619.234.1101
GroundLevelSD.com
GL PROJECT: 19036

SEAL



PROJECT

**SOLANA SANTA FE
NEW CLASSROOM BUILDING &
SITE IMPROVEMENTS**
6570 EL APAJO
RANCHO SANTA FE, CA 92091

CLIENT

SOLANA BEACH SCHOOL DISTRICT
309 NORTH RIOS AVE.
SOLANA BEACH, CA 92075

ISSUED

NO.	DATE	DESCRIPTION

MANAGEMENT

LIONAKIS PROJECT NO. XXXXXX
CLIENT PROJECT NO. XXXXXX
COPYRIGHT: LIONAKIS 2017

TITLE Overall Site Plan

SHEET
LP-1.01

